


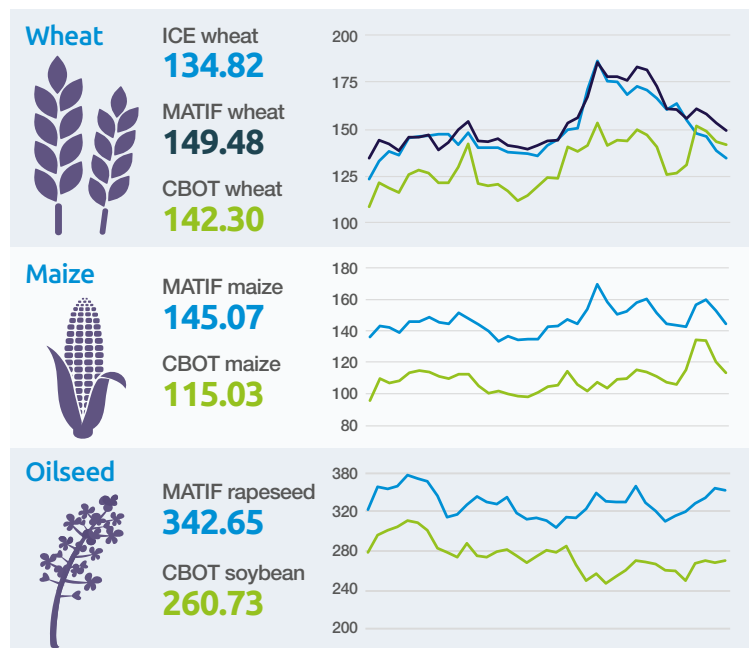
CEREALS AND OILSEEDS AT A GLANCE Autumn 2019

UK Corn Returns: Ex-farm prices (£/t)



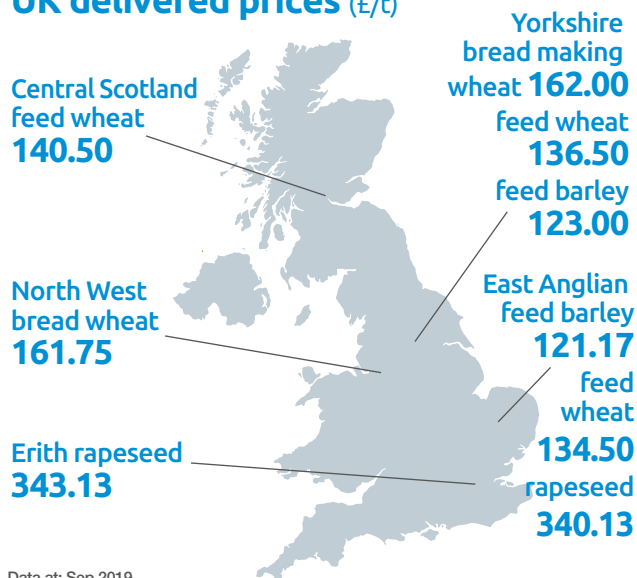
Data at: Sep 2019

Futures prices (£/t) (trends since September 2016)



Source: ICE, ECB, EURONEXT, CME. Mar 2019 (Nearby prices)

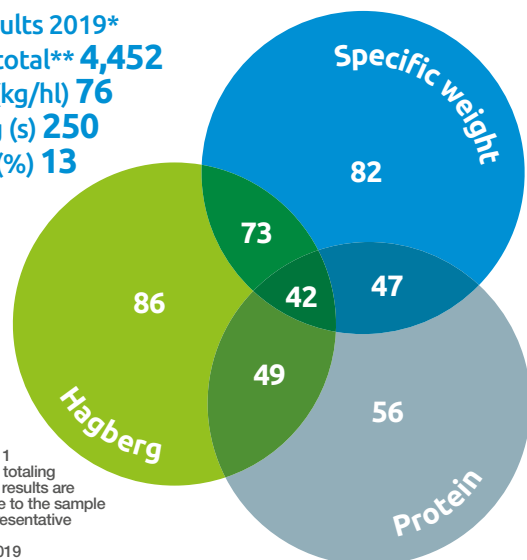
UK delivered prices (£/t)



Data at: Sep 2019

GB Cereals Quality Survey

Final results 2019*
Sample total** 4,452
Weight (kg/hl) 76
Hagberg (s) 250
Protein (%) 13

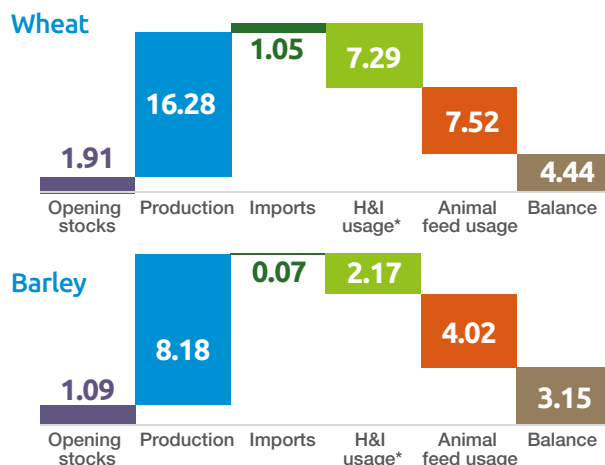


*Nabim group 1
**For samples totaling less than 100, results are not shown due to the sample not being representative

Data at: Oct 2019

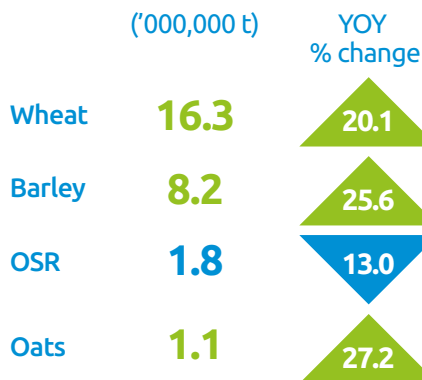
UK supply and demand

Wheat and Barley early 2019/20 Balance Sheets (Mt)



Source: AHDB, Defra, Oct 2019, *Includes seed and other


UK production



Source: Defra, Oct 2019

UK trade (t)

UK import trade compared to export trade (%)



Source: HMRC, as at Oct 2019. Traded 2019/20 crop year, year to date Aug. *Total Wheat, Barley & Maize

For more information go to ahdb.org.uk/cereals-oilseeds-markets